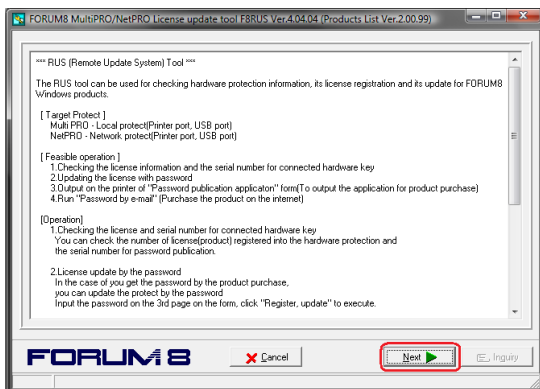
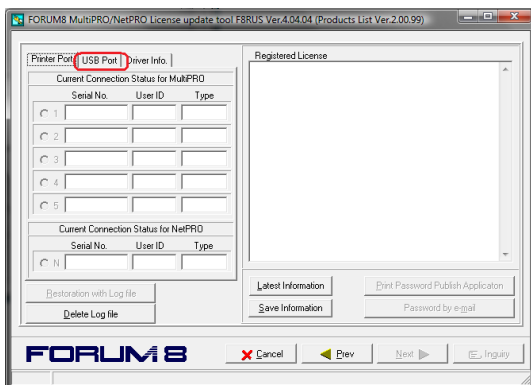


## Upgrading UC-win/Road and Updating Your USB Licence Keys

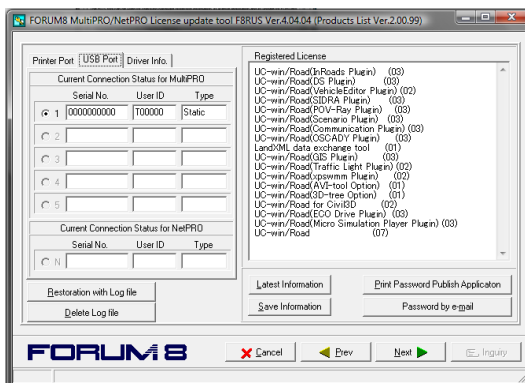
1. Download the UC-win/Road Installer from the User Page or from the link that was sent to you
2. If the installation does not automatically start, open “setup.exe” in the installation folder
3. Follow the installation procedure – this is the same as when you first installed the software
4. Insert your USB licence key into your USB port
5. Run the RUS (Remote Update System) Tool – this is included in the installation DVD that you received when you originally purchased the software (please contact [kota@forum8.co.jp](mailto:kota@forum8.co.jp) if you don't have the RUS tool)
6. Click “Next”



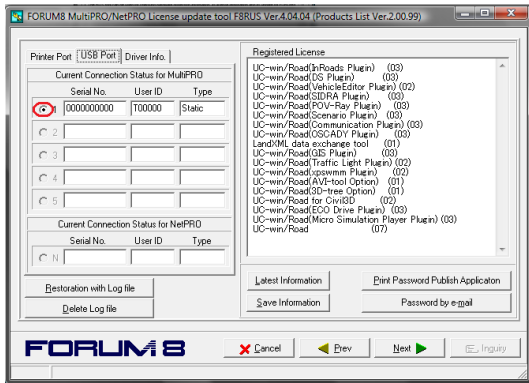
7. Go to the “USB Port” tab



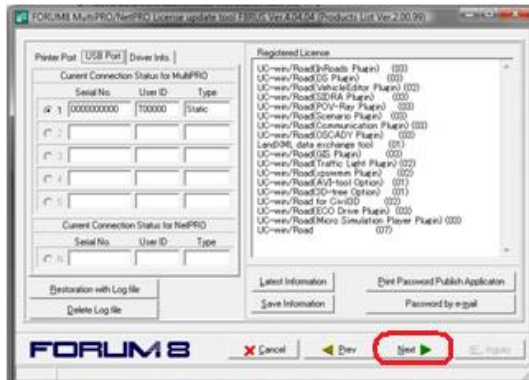
8. Your USB licence information should be displayed and all your registered licences should be displayed on the left hand side



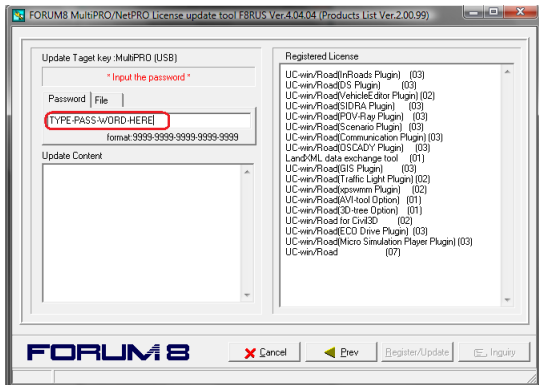
9. Ensure that your USB licence key is selected



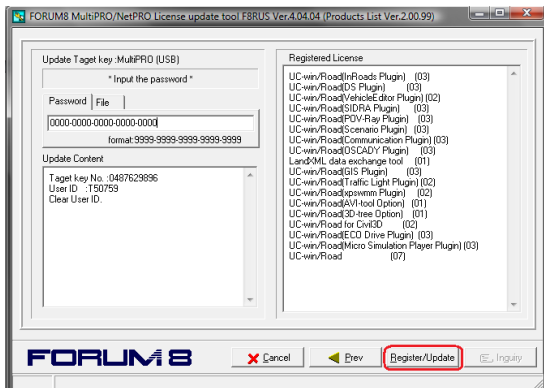
10. Click "Next"



11. Enter the password that was provided by FORUM8



12. Click Register/Update – if you do not have the password, please contact your FORUM8 agent



13. Your USB licence key should now be updated

Any questions please contact [kota@forum8.co.jp](mailto:kota@forum8.co.jp) or Telephone: +(0)207 164 2028